








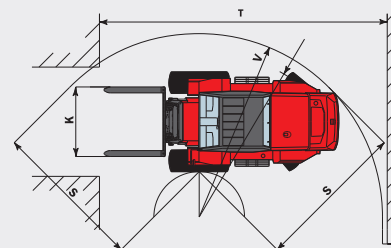
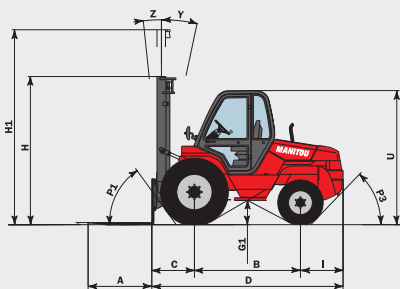


M-X30-4 - M-X50-4 - M-X70-2

	M-X 30-4	M-X 50-4	M-X 70-2		
 Lifting capacity	3000 kg at 500 mm cdg	5000 kg at 600 mm cdg	7000 kg at 600 mm cdg		
	Standard lifting height	3.70 m	3.70 m	4.00 m	
 Tyres	Front	16.5/85-24 SGI 8 PR	18 R22.5 XF Tubeless	18 R19.5 XF Tubeless	
	Rear	10.5-80 R18 TG 42 10 PR	340/80 R18	265/70 R19.5 136/135 M HSR1	
	Forks (mm)				
Length x width x thickness	1200 x 125 x 40	1200 x 150 x 60	1500 x 150 x 70		
 Braking	multidisc oil immersed on front axle				
 Engine	PERKINS				
	Type	1104 D - 44 T (Stage 3 A)			
	Cubic capacity	4 cyl. - 4400 cm ³			
	Power (ISO/TR 14396)	95 HP/70 kW			
	Maximum torque	392 Nm at 1400 tr/mn			
	Cooling	water			
	Injection	direct			
	Gradeability unladen / laden	70%/75%	80%/80%	21%/45%	
	 Transmission	torque converter			
		Gears	mecanic		Powershift
Reversing shift		electro-hydraulic			
Speeds		4 forward and 4 backward		4 forward and 3 backward	
Differential lock		electro-hydraulic			
 Hydraulics		Geared main pump	85 l/mn - 185 bars	85 l/mn - 210 bars	85 l/mn - 230 bars
	Priority Load sensing flow divider	85 l/mn - 145 bars			
	 Controls	hydro-proportional levers for all movements			
		 Capacities	Cooling system	14,5 l	
Engine oil			8,5 l		
Hydraulic oil			64 l	108 l	
Transmission oil			15,5 l	12,5 l	
Fuel	85 l		115 l		
 Unladen weight (with standard mast and forks)	5620 kg	7660 kg	9810 kg		
	Width overall	2105 mm	2080 mm	2150 mm	
	Height overall (with standard mast)	2785 mm	2910 mm	3405 mm	
	Length overall (with standard forks)	4835 mm	4945 mm	5660 mm	
	Ground clearance	395 mm	375 mm	385 mm	
	Drawbar pull	5870 daN	10360 daN	7960 daN	
	Noise at driving position (LpA)	72 dB	76 dB	76 dB	
	Environmental noise (LwA)	104 dB	103 dB	103 dB	
	Vibration to whole hand/arm	< 2.5 m/s ²			

mm	M-X 30-4	M-X 50-4	M-X 70-2
A	1200	1200	1500
B	2080	2124	2493
C	810	762	803
D	3635	3745	4160
G1	395	375	385
H	2785	2910	3405
H1	4815	4815	5405
I	745	855	864
K	1470	1670	1750
P1	54°	43.5°	38°
P3	56.5°	48.5°	45°
S	3115	3366	3510
T	6280	6327	6715
U	2540	2495	2440
V	4070	4155	4210
Y	12°	15°	15°
Z	6°	15°	15°



This brochure describes versions and configuration options for Manitou products which may be fitted with different equipment. The equipment described in this brochure may be standard, optional or not available depending on version. Manitou reserves the right to change the specifications shown and described at any time and without prior warning. The manufacturer is not liable for the specifications given. For more information, contact your Manitou dealer. Non-contractual document. Product descriptions may differ from actual products. List of specifications is not comprehensive. The logos and visual identity of the company are the property of Manitou and may not be used without authorisation. All rights reserved. The photos and diagrams contained in this brochure are provided for information only.

MANITOU BF SA - Limited company with board of directors - Share capital: 39,547,824 euros - 857 802 508 RCS Nantes

